

Digi-Wave DLT 100 2.0

Digital Transceiver

QUICK SETUP GUIDE



Safety Information

HEARING SAFETY

CAUTION!

This product is designed to amplify sounds to a high volume. To protect your hearing and the hearing of others: (1) Make sure the unit is OFF or the volume is turned down before putting on the earphones, (2) set volume level at the minimum setting you need to hear, and (3) do not allow children or other unauthorized persons to have access to this product.

MEDICAL DEVICE SAFETY

CAUTION!

Before using this product with an implantable or other medical device, consult your physician or the manufacturer of your implantable or other medical device. If you have a pacemaker or other medical device, make sure that you are using this product in accordance with safety guidelines established by your physician or the implantable device manufacturer.

BATTERY SAFETY

CAUTION!

DLT 100 internal battery pack.

To reduce the risk of fire or burns, do not attempt to open, disassemble, or service the battery pack. Do not crush, puncture, short contacts or dispose of in fire or water. Do not incinerate or expose to temperatures above 140F (60C). Replace only with battery pack designated for this product. Rechargeable Lithium-polymer battery (Li-Po). Recycle or dispose of properly.

Recycling Instructions



Help Williams Sound protect the environment!

Please do not dispose of equipment or used batteries in the household trash.

Take the equipment to an electronics recycling center or return to the factory.




Take batteries to a retail or community recycling location.

Operating Instructions

Important! Before you begin:

The Chairman Master unit must be on when setting up the system. If no Chairman Master is on, slave units will turn off in two minutes.

Every group MUST HAVE ONLY ONE Chairman Master.

1. The battery should be charged initially for 12 hours.
2. To power ON or OFF, press and hold the power button  for 2 seconds.
3. Turn on the Chairman Master first, so other DLT units can pair. Slave units will turn off after 3 minutes if they cannot find a Master.
4. The display shows settings saved from previous use.
5. The internal microphone and speaker are active until an external microphone and/or earphones are plugged in to the jacks; then the Mic and/or Speaker will be de-activated.
6. Adjust volume by pressing the volume - or + buttons  . The volume level will be displayed on LCD.
7. The TALK button red ring light must be on to activate the microphone. In PnL Mode, press TALK once to activate; press again to disable microphone (red light will turn off). In Ptt mode, the TALK button must be held down while speaking. PnL is the default mode; to use Ptt, programming must be changed.

Battery Charging

1. This product uses an internal rechargeable Lithium Polymer battery. This battery is not serviceable by the consumer.
2. To charge the battery in the DLT 100 2.0, use the supplied charger and cable. Charging time is approximately 5 hours.
The Red LED flashes while the unit is charging. The Green LED is on continuously when the battery is charged.
3. Charge the battery at room temperature.
4. Do not charge the battery more than 12 hours continuously (Optional CHG 102 - 2-bay charger available).

Specifications

Battery life	Up to 14hrs talk time per charge
Charge time	5hrs. TFP 045 with cable and international adapters. Optional two-bay charger CHG 102
Channels	Up to 15 simultaneous channels (Interpretation mode) Up to 4 simultaneous groups
Operating frequencies	2.4GHz (ISM band) 2.402 – 2.476GHz FHSS
Range	Up to 100ft outdoors and 200ft indoors*
Speaker	Internal speaker (disabled when ear jack is engaged)
Indicators	LCD - Group, channel, volume level, battery status, mode, signal strength) LED's - charge status, group change Red LED ring around talk button - on when TALK enabled Amber LED - signifying group change feature activated
Maximum presenters	Two presenters at any given time
Approvals	FCC, Industry Canada, CE, C-tick, RoHS, WEEE
Warranty	2 years parts and labor (90 days on accessories).

*Depending on environmental conditions

Customer Service

If you experience difficulty with your system, call Toll-Free for Customer Assistance:

1-800-843-3544 (U.S.A.) or

+1 952 943 2252 (Outside the U.S.A.)

If it is necessary to return the system for service, your Customer Service Representative will give you a Return Authorization Number (RA) and shipping instructions.

Pack the system carefully and send it to:

Williams Sound

Attn: Repair Dept.

10300 Valley View Rd.

Eden Prairie, MN 55344

Limited Warranty

Williams Sound products are engineered, designed and manufactured under carefully controlled conditions to provide you with many years of reliable service. Williams Sound warrants the DLT-100 transceiver against defects in materials and workmanship for two (2) years. During the first two years from the purchase date, we will promptly repair or replace the DLT-100 transceiver.

Earphones, headphones, batteries, cables, carry cases, and most other accessory products carry a 90-day warranty.

WILLIAMS SOUND HAS NO CONTROL OVER THE CONDITIONS UNDER WHICH THIS PRODUCT IS USED. WILLIAMS SOUND, THEREFORE, DISCLAIMS ALL WARRANTIES NOT SET FORTH ABOVE, BOTH EXPRESS AND IMPLIED, WITH RESPECT TO THE DLT-100 TRANSCEIVER, INCLUDING BUT NOT LIMITED TO, ANY IMPLIED WARRANTY OF MERCHANTABILITY OR FITNESS FOR A PARTICULAR PURPOSE. WILLIAMS SOUND SHALL NOT BE LIABLE TO ANY PERSON OR ENTITY FOR ANY MEDICAL EXPENSES OR ANY DIRECT, INCIDENTAL OR CONSEQUENTIAL DAMAGES CAUSED BY ANY USE, DEFECT, FAILURE OR MALFUNCTION OF THE PRODUCT,

This device complies to "RSS-Gen Issue 2 June 2007" for Industry Canada and FCC part 15.105(b) for the United States.

Operation is subject to the following two conditions: (1) this device may not cause interference, and (2) this device must accept any interference, including interference that may cause undesired operation of the device.

This device complies with ICES-003 class B. Test data is available from the manufacturer on request.

This device complies with FCC part 15.105 (b)

FCC RF Radiation Exposure Statement

This equipment complies with FCC RF radiation exposure limits set forth for an uncontrolled environment. This equipment is a handheld device and should be maintained with a minimum safety distance of 20cm from the antenna. This transmitter must not be co-located or operated in conjunction with any other antenna or transmitter.



10300 Valley View Rd • Eden Prairie, MN 55344
800-328-6190 / 952-943-2252 • FAX: 952-943-2174
www.williamssound.com