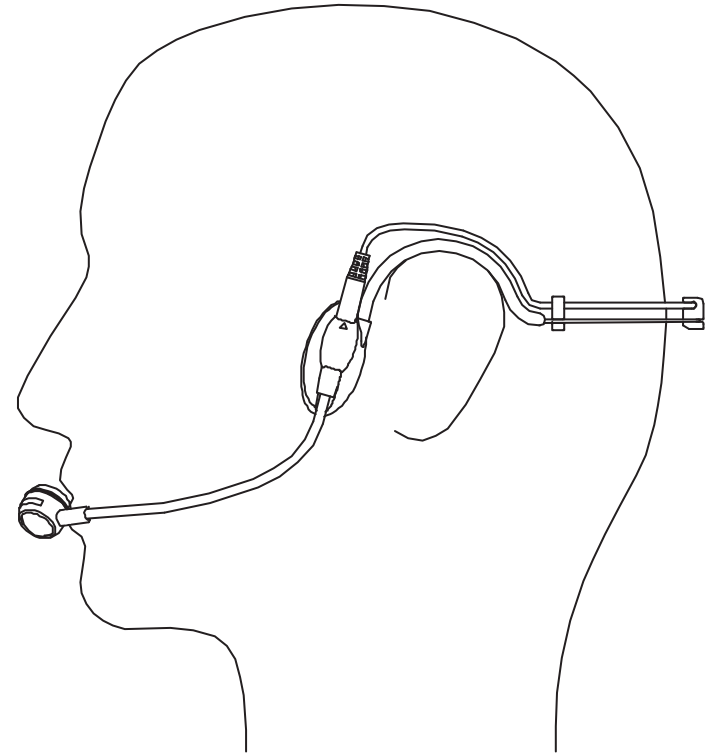




PROFESSIONAL LIGHTWEIGHT HEADSET MICROPHONE



- SPECTACULAR QUALITY, PERFECT AMBIENT NOISE CONTROL
- INNOVATIVE DESIGN, COMPACT, LIGHTWEIGHT
- MULTI-PURPOSE, IDEAL FOR LECTURERS, TRADERS, SINGING WITH DANCE, AEROBICS INSTRUCTORS, DJs, PERFORMERS, ETC

MIC100
REV-B

This Lightweight Headset Microphone is a highly sensitive, condenser microphone with wide frequency response for crisp, clear sound. Its aesthetic, hands-free design is ideal for anyone who uses a microphone while speaking or performing, such as a vocalist, coach or teacher.

The microphone is a great companion to many of the wireless transmitters. You can also use the microphone with most PC sound cards (powered or unpowered) that have a 1/8 or 1/4 inch microphone input jack.

Your microphone's features include:

Hands-Free Headset - keeps your hands free for other tasks while you speak or perform.

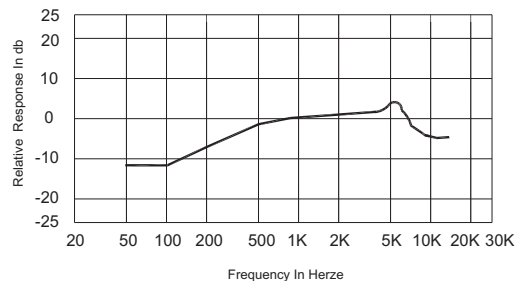
Gooseneck Microphone Stem - lets you easily adjust the microphone's position as you wear the headset.

Gooseneck Microphone Replacement - In case you obtain another gooseneck microphone with different polar pattern and want to use it for a specific occasion, the head holding piece pertaining to the headset is uniquely designed allowing to easily hold and replace the gooseneck microphone by simply sliding in and out.

SPECIFICATIONS:

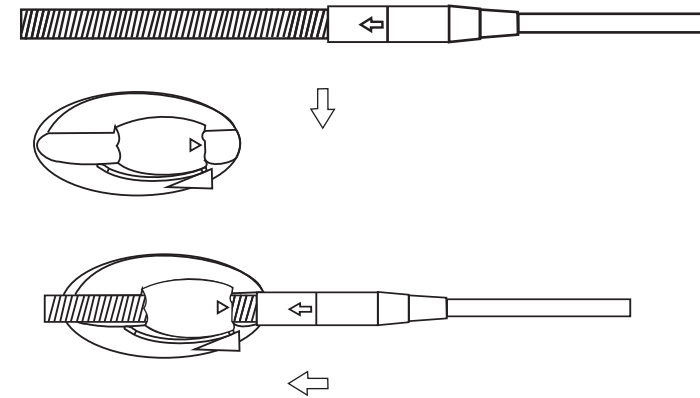
- Polar Pattern: UNI-DIRECTIONAL
- Frequency Response : 70 Hz to 15,000 Hz
- Impedance: $600 \Omega \pm 30\%$ (at 1 K Hz)
- Sensitivity : $-70\text{dB} \pm 3 \text{ dB}$ ($0\text{dB} = 1\text{V}/\text{microbar}$)
- Operating Voltage : 1V ~ 10V DC (RL: 680Ω)
- Cable Length : $\varnothing 2.6 \times 1.2 \text{ M}$
- Connector : $\varnothing 3.5\text{mm}$ mono plug

FREQUENCY RESPONSE CURVE:



HOW TO FIX THE GOOSENECK MICROPHONE ON THE HEADSET.

Put the gooseneck stem into the groove at the back of the head holding piece. move forward the stem until the base of gooseneck slides in the holding piece securely by aligning the arrow signs marked on the gooseneck base and the holding piece.



RECYCLING INSTRUCTIONS



Help Williams Sound protect the environment! Please take the time to dispose of your equipment properly.

Product Recycling:

Please do NOT dispose of your Williams Sound equipment in the household trash. Please take the equipment to a electronics recycling center; OR, return the product to the factory for proper disposal.